


# **RANDWICK-BOTANY HARRIERS inc.**



## **31st ANNUAL REPORT AND FINANCIAL STATEMENT**

**FOR THE YEAR ENDING  
31st MARCH 2018**

**SEASON 2017-2018**

### **CLUB MOTTO**


"Non laurus cursus"  
[Not the laurel but the race]

<http://www.rbharriers.com>



RANDWICK - BOTANY HARRIERS inc.

Founded in 1959 by the amalgamation of Randwick-Kensington A.A.C.  
and the Botany Harriers [Est. 1907].  
Merged with Randwick-Botany Women's A.A.C. in 1983  
Incorporated as Randwick-Botany Harriers Inc, 1987



Affiliated with Athletics New South Wales

**Life Members**

R F Tuck	1915*	A A Henlsey	1953*	M Little	1995
J P Grinton	1918*	T S London	1953*	N Ellison	1996
R Coombes	1918*	D Dickings	1954*	M Rabbitt	1997
C G Weyman	1921*	J Howlin	1955*	P Sandstrom	1997
A S Baldick	1921*	C Devitt	1957*	Mrs A Saville	2000
J Siddins	1922*	W Dunn	1964*	H Stanley	2000
W F Siddins	1922*	G C Marshall	1965*	A Kajan	2010
J J Walshe	1922*	R E Cartwright	1971*	S Williams	2010
J Chegwyn	1924*	L H Irwin	1975	P Spehr	2010
R C Corish	1926*	A Southwood	1977*	Mrs J Saville	2010
W Cartwright	1928*	P Arthur	1978*	Mrs G McDarra	2010
H H Hayden	1935*	Miss T Bell	1978	P Piper	2010*
G Hunt	1937*	Mrs D Smith	1980	B Butchart	2010
C D Spicer	1938*	Mrs J Norman	1982*	I Currota	2011*
C D Patterson	1938*	G Ryan	1983	Mrs G Spehr	2011
H C Parker	1939*	RJ Crawford OAM	1984	K Green	2011
C D Hensley AM	1940*	K Morris	1993	J McGrath	2012
R Fazakerley	1946*	H Liu	1993*	J Dwyer	2012
A G Hayes	1946*	J Russell	1994	T Hyndes	2012
E F Magee	1947*	K Goldman	1994	G Griffin	2014
E J Winter	1948*	Mrs D Haar	1995*	Mrs B Kajan	2014
				J Hunt	2016
				J Roff	2016

\*deceased

**Honorary Members**

\*A Lawrence, L Irwin, A Atkins, M Atkins, P Bell, T Endicott, R Wallace, R Saville,  
L Schaefer, B Burridge, R Newens, J Plummer.



**OFFICE BEARERS 2017/2018**

**President**

J Dawes

**Vice Presidents**

A Kajan, J Roff, J McGrath

**Patrons**

Cr B Notley-Smith  
M Daley MLA

**General Secretary**

P O'Reilly

**General Treasurer**

J Broberg

**Registrar**

G Griffin

**Member Protection Officer**

D Evans

**Track Coordinator**

A Kajan

**Winter Coordinator**

A Kajan

**Delegates to Athletics NSW**

J Dawes

**Male Captain**

Courtney Carter

**Female Captain**

Lora Storey

**Purchasing & Equipment**

R Crawford, M Rabbitt

**Honorary Solicitor**

T Olabinri

**Coaching Coordinator**

A Kajan

**Publicity Committee**

A Kajan

**History & Statistics**

K Goldman, A Kajan

**Medical Team**

M Kelly, Dr G Hazan  
G McDarra, M Feain

**Web Master**

A Kajan

**Uniform Officer**

R Santhiran

**The Committee of Management**

James Dawes

Alija Kajan

Paul Feain

Mark Carmody

John McGrath

Guy Griffin

Julianne Broberg

Patrick O'Reilly

Jeremy Roff

Committee of Management meetings are usually held on the 2<sup>nd</sup> Monday of each month and all members are welcome to attend as observers.



## PRESIDENT'S REPORT



I commence this year's report on a sad note, with the passing of our great friend, athlete and committee member Ivan Currota. That said, no one would be more proud of another fantastic year for the Club than our Ivan!

This year in competition, six of our members competed internationally, we earned eight national medals with a considerable proportion of our members competing at that level, nine Club records were broken, we won 12 individual gold medals in State competition and we performed better than any time in recent memory at the State Road Relays.

We again won the City to Surf and our hosting of the Endeavour Cup was well received by the visiting clubs.

To try to maintain our brand in an increasingly competitive sporting environment, we introduced five new ways of promoting ourselves and we're excited about the future.

### **Achievements in International Competition**

Morgan McDonald (5000m), Steven Solomon (400m) and Lora Storey (800m) represented us at the IAAF World Championships in London. They all performed well without progressing past the heat stage and Morgan was unlucky to miss the final very narrowly after competing in the slower of the two heats.

Morgan McDonald (5000m) and Steven Solomon (400m) also qualified for the Gold Coast Commonwealth Games and we wish them well. This is a huge opportunity for both to compete internationally in front of home crowd. The Club has offered financial assistance to them for this event and we wish them all the best.

### **Achievements in National Competition**

Steven Solomon (400m) and Lora Storey (800m) both won gold at the 2017 National Track and Field Championships – this was Steven's 5<sup>th</sup> title!

Charlotte McGill (Long Jump) won gold at the Australian All-Schools Championships.



In an amazing effort from our Club, 19 of our Members were selected for the National Cross Country Championships! Zac Facioni was our best performer earning a bronze medal.

Morgan McDonald (5000m) won gold at the 2018 Australian Open Championships.

Charlotte McGill (Triple Jump) and Anthony Vlatko (800m) both won gold at the Australian Junior Championships with Zachary Facioni (1500m) earning another bronze.

### **Club Records**

Anthony Vlatko needs to be belatedly recognised for a record-breaking effort in 2016. Unfortunately overlooked at the time, Anthony bettered the Under 16 800m time running 1:58.59.

This year, Anthony did it again but this time he broke the Under 18 and Under 20 800m records running 1:50.72. This is a staggering improvement and was within a whisker of qualifying for the World Junior Championships.

Morgan McDonald broke our men's 5,000m record twice. The first time was in Portland USA (whilst wearing his RBH uniform!) in a time of 13:23.28. Soon after in Belgium, he smashed that time by nearly eight seconds in a time of 13:15.83. This is a brilliant time for such a young athlete and surely the Australian record is not out of the question one day.

Charlotte McGill destroyed the previous U16 long jump record by 32cm in jumping 5.95m. She also set four new records in the triple jump landing 12.22m to better our U16, U18, U20 and Open record!

Special note should go to Steven Solomon who ran an Australian Indoor 400m record at the USA NCAA Indoor Championships in a time of 46.26.

### **Achievements in State Competition**

The following athletes from our Club won gold medals at State Championships:

- Matthew Hudson in the State 10k Road at Homebush
- Bailey Habler (Under 14) and Drew Fryer (Under 17) in the Short Course Cross Country at Rydalmere
- Bailey Habler (Under 14), Nick Cope (45+) and Manu Sivaraj (50+) in the Long Course Cross Country at Nowra.
- James Tirado (Under 20 T13 800m), Anthony Vlatko (Under 18 800m), Rory Wylie (Under 15 1500m), Bailey Habler (Under 15 3000m) and Charlotte McGill (Under 17 long jump and triple jump) in the NSW



## Junior Athletics at Homebush.

In team's State events, we witnessed RBH domination at the Road Relays when we won gold in the Under 20, Under 18 and Under 16 Men and silver in the Open Women's and Men's events! Our Open Men also won gold at the Cross Country Relays.

Also great to see our men in the State 3,000m Championships who took four out of the top ten placings – Adrian Plummer (3<sup>rd</sup>), Ed Vining (4<sup>th</sup>), Zac Facioni (6<sup>th</sup>) and Matthew Hudson (10<sup>th</sup>).

### **City to Surf**

Harry Summers won the great race again in emphatic fashion, defending his title from last year.

### **Endeavour cup**

It was our turn this year to host the Endeavour Cup. In this annual cross country event, we compete with St George, Sutherland and Illawong. Conducted at Mutch Park, we congratulate Sutherland for defending the cup and thank those members who volunteered to make the day a great success.

### **Club Promotion**

Research tells us that Instagram is one of our member's favourite social networks. This year we launched a new Instagram account designed so that our Instagram posts are also posted on our Twitter account. We plan to recruit a Social Media Officer to broaden our social footprint.

We are now registered on the Athletics Australia website for even more exposure.

We purchased a magnificent new marquee which is twice the size of our previous one. The marquee has already attracted new members to our Club who were seeking a club demonstrating such pride and camaraderie. Although the tent was not cheap at \$2,200, it has a commercial-strength structure that is built to last, and we have applied for a Local Sport grant (NSW Office of Sport) to fund over half of that amount.

We also purchased new uniforms for our Coaches – photos of Coaches in their uniform will be added to our website so Members and the general public can match faces to names.

In an effort to meet more people in our local running community, we've added the Kamay Park Run to our winter calendar.

---



To conclude, I would like to thank you all for bringing me such joy every week that I'm out there training and competing. We have all signed up for a tough sport. However, I can assure you that the positivity in seeing you all smile despite the hard work and all the fine people I've met in this Club far outweighs the pain!

Yours gratefully,  
Jim Dawes



## SECRETARY'S REPORT



Another successful season for RBH athletes, in competition locally and further afield.

We welcomed John McGrath into the vacant role of Vice President. This move was unanimously supported by members of the Committee; John has been a strong and welcome addition. John has a long and enduring commitment to athletics, and to RBH, as a Life Member of the club. John brings his considerable wisdom and experience, personal, professional and athletic to us collectively-many thanks John.

With our outgoing Treasurer, Neil Lynch, relocating to New Zealand, fellow banker Julianne Broberg has done a great job picking up where Neil left off, and has been considered and prudential in her oversight of all things financial. This whilst juggling the joys and challenges of a new born! Many thanks Julianne.

The Committee has been active in pursuing a number of priorities this past year. These include:

- Purchasing of a new club tent
- Exploring further social media platforms for the Club, for both informational and promotional purposes
- Seeking additional coaches, and professional development opportunities for our coaches and officials
- Providing RBH new apparel for our coaches, and in time the Club
- Archiving of the last 8 years of Committee meeting minutes-many thanks President Jim Dawes for following through on this.


Many thanks for the continuing support of the Doncaster Hotel for the use of their meeting room!

Patrick O'Reilly





## REGISTRAR'S REPORT



Last year ANSW made registration numbers artificially large by associating a large number of Little Athletes with our club but this year they have gone back to a more expected number. Sadly this is smallest number of registered athletes in recent history.

Although ANSW have tangible benefits in their new Run NSW Membership which is the equivalent of the Winter memberships numbers here have dropped significantly.

	2018	2017	2016	2015	2014
Senior	44	44	48*	66*	49
Winter only / Run NSW	9	16	20	15	13
Juniors to U20	33	31	24	38	41
Dual LAANSW	11	135	15	25	20
total	97	227	115	146	145

The female to male athlete ratio has decreased this year also. This year we have 35 females to 62 males (2017 we had 105 females and 122 males). We have increased our numbers of club sponsored athletes and now sponsor 26 athletes (2017 we sponsored 23)

The homes of our athletes has changed a little. Little Bay and Maroubra are the most popular suburbs, followed by Bondi & Paddington whereas in 2017 Randwick was our most popular source.

Maroubra	10 athletes
Little Bay	10 athletes
Bondi	10 athletes
Paddington	8 athletes

Guy Griffin



## TREASURER'S REPORT

As at 31 March 2018



The club posted a loss of **\$879** for the year to 31 March 2018. This was down from last year's loss of **\$3,953**. However it should be noted that the 2018 season registration fees for club sponsored athletes, generally around \$3000, have not yet been paid. Thus our loss for FY2018 appears artificially low.

Net Assets at 31 March 2018 are **\$44,698**. The primary component of Net Assets are the clubs savings account balance which stands at \$33,031 at 31 March, The value of our uniform stock, \$8,265 and the value of our club tent, \$1696. Note the value of the tent is to be depreciated over the coming years (for further details see page 6).

Our largest expense for the financial year to March 2018 was State Relay entry fees (\$1,134), followed closely by ANSW Affiliation Fees (\$1,073). Revenue wise we received money from registrations (\$1,256) and providing volunteers for the Blackmores running festival (\$500).

Julianne Broberg



**RANDWICK BOTANY HARRIERS Inc.  
STATEMENT OF FINANCIAL POSITION  
As at 31 March 2018**

**Current Assets**

Cash at Bank	\$ 1,705.58
Uniforms	\$ 8,265.00
<b>TOTAL</b>	<b>\$ 9,970.58</b>

**Non Current Assets**

Investments <sup>^</sup>	\$ 33,031.78
Equipment	\$ 1,696.00
<b>TOTAL</b>	<b>\$ 34,727.78</b>

**Net Assets** **\$ 44,698.36**

**Accumulated Funds**

Retained Surplus start of year	\$ 45,578.26
Surplus/Loss arising	-\$879.90
<b>TOTAL Members' Equity end of year</b>	<b>\$ 44,698.36</b>

<sup>^</sup>Investments refer to an ING savings account



**RANDWICK BOTANY HARRIERS Inc.**  
**STATEMENT OF FINANCIAL PERFORMANCE**  
**For the year ended 31 March 2018**

**REVENUE**

Registration + Club Fees	\$ 1,256.81
Club Runs	\$ -
Fun Run Assistance	\$ 500.00
Committee Sponsored Athletes	\$ 140.00
Doncaster Hotel Sponsorship	\$ -
ES Marks Event Profit Share	\$ -
Uniform Sales	\$ 2,585.00

Increase in Value of Investments & Interest \$ 482.12

**TOTAL \$4,963.93**

**EXPENDITURE**

Sundries	\$ 97.05
Registration Fees	\$ 280.00
ANSW Affiliation Fees	\$ 1,073.71
Uniform Costs	\$ 2,519.00
Plaques, Trophies & Awards	\$ 143.50
Club Presentation Events	\$ 122.57
Sporting Injuries Insurance	\$ 165.00
State Relay's Entry	\$ 1,134.00
Mutch Park hire fee	\$ 252.00
Athletes Assistance	\$ 800.00
Equipment (Tent Trolley)	\$ 79.00

**TOTAL \$6,665.83**

<b>Preliminary LOSS for the year</b>	<b>-\$1,701.90</b>
add back purchase value of uniforms	\$2,519.00
Depreciation on equipment (tent)	-\$424.00
Cost of Sold Uniforms	-\$1,273.00

**Final LOSS for the year -\$879.90**



**RANDWICK BOTANY HARRIERS Inc.**  
**BALANCE SHEET**  
**As at 31 March 2018**

<b>Assets</b>	
Cash at Bank	\$1705.58
Uniforms	\$8,265.00
Investments	\$33,031.78
Equipment	\$1,696.00
<b>TOTAL</b>	<b>\$44,698.36</b>
Liabilities	\$0.00
<b>Excess of Assets over Liabilities</b>	<b>\$44,698.36</b>



**RANDWICK BOTANY HARRIERS Inc.  
GENERAL TREASURER’S ACCOUNT  
STATEMENT OF RECEIPTS and PAYMENTS  
For the year ended 31 March 2018**

<b>Receipts</b>		<b>Payments</b>	
Balance @ 31 March 2017	\$ 889.60	Sundries	\$ 97.05
Registration + Club Fees	\$ 1,256.81	Registration Fees	\$ 280.00
Club Runs	\$ -	ANSW Affiliation Fees	\$ 1,073.71
Fun Run Assistance	\$ 500.00	Uniform Cost	\$ 2,519.00
Committee Sponsored Athletes	\$ 140.00	Club Presentation Events	\$ 122.57
Doncaster Hotel Sponsorship	\$ -	Sporting Injuries Insurance	\$ 165.00
ES Marks Event Profit Share	\$ -	State Relay's Entry	\$ 1,134.00
Uniform Sales	\$ 2,585.00	Mutch Park hire fee	\$ 252.00
Interest received on transaction account	\$ -	Athletes Assistance	\$ 800.00
Deposits from ING Savings account	\$ 3,000.00	Equipment	\$ 79.00
		Plaques, Trophies & Awards	\$ 143.50
		Balance Current (Cash at Bank)	\$ 1,705.58
<b>TOTAL</b>	<b>\$ 8,371.41</b>		<b>\$ 8,371.41</b>

**RANDWICK BOTANY HARRIERS Inc.  
GENERAL TREASURER’S ACCOUNT  
APPENDIX 1 – Proposed Depreciation Schedule for Club Tent  
For the year ended 31 March 2018**

	Item Tent	
	Date Purchased	27/02/2017
	Purchase Price	\$2,120.00
	Effective Life(years)	5
	Rate of Depreciation	20%
Remaining Value	Year 0	\$2,120.00
FY2018	Year 1	\$1,696.00
FY2019	Year 2	\$1,272.00
FY2020	Year 3	\$ 848.00
FY2021	Year 4	\$ 424.00
FY2022	Year 5	\$ -



## TRACK AND FIELD REPORT



The most of top achievements in 2017/18 season were covered in President's report so I will just provide performance lists and winter season major results. Past season was an interesting one because there were practically two Open National Championships within 12 months. This is because Commonwealth Games were held quite early, in April this year. Our most successful senior athletes were Steve Solomon (400m), Morgan McDonald (5000m) and Lora Storey (800m). Among up-and-coming athletes the most exciting ones to watch are Anthony Vlatko (800m) and Charlotte McGill. Among younger juniors there are some very talented athletes like Bailey Hubler, Mia Economou, Rory Wiley, Milly Boughton, Eleanor Miller, just to name the few.

Randwick Botany Harriers team claimed overall 16<sup>th</sup> place for 2017/2018 Treloar Shield Trophy with 2072.5 points.

At NSW relay competitions we had quite successful season with following medal tally:

- Track and Field Relays, 4 gold and 2 bronze medals
- Road Relays, 3 gold and 2 silver medals
- Cross Country Relays, 1 gold, 2 silver and 1 bronze medal

RBH team placings at NSW Club Championships were as follows:

Open Men, 11<sup>th</sup> place, 48 points  
Open Women, =14<sup>th</sup> place, 41 points  
Junior Boys, 17<sup>th</sup> place, 129 points  
Junior Girls, 8<sup>th</sup> place, 263 points  
Masters Men, 20<sup>th</sup> place, 47 points

Many thanks to our club coaches especially Ken Green, Jeremy Roff, Warren Williams, Anne Saville and Gary Howard who helped to put together our relay teams.

Alija Kajan



## **RBH Winter Results**

### **Novice Championships 2017**

#### **Novice Male 10k**

13. Michael Hazan 35:22

#### **Invitational Male 10k, 30-34y**

7. Gerald McPherson 34:12

#### **Allcomers 10k, 45+**

10. Alija Kajan 42:46

11. Patrick O'Reilly 42:48

#### **Allcomers 7k, 35-44y**

1. Anna Fitzgerald 25:48

#### **Invitational 4k**

1. Sam Byrne 12:25

16. Patrick Xia 13:58

17. Rhys Shariff 13:59

22. Lachlan Stanfield 14:11

47. Paris Tier 15:13

59. Sophie Ferenczi 15:48

77. Brodie Elbourne 16:08

91. Neil Lynch 16:53

101. Jackson Stanfield 17:17





## NSW Road Championships 2017

### 10km Open Men

2. Matthew Hudson	30:13
17. Mark DeLuca	31:38
24. Nic Cope	32:10
38. Jeffrey Hunt	33:00
67. Michael Hazan	34:17
94. Damien Simpson	35:16
131. Manu Sivaraj	36:32
157. Martin Considine	37:34
277. Patrick O'Reilly	41:30
278. Alija Kajan	41:35
486. Paul Feain	57:16

### Open Men 10k team

2<sup>nd</sup> Randwick Botany Harriers 2,15,28,44

### 10km Men 35-39

17. Damien Simpson	35:16
--------------------	-------

### 10km Men 45-49

1. Nic Cope	32:10
14. Martin Considine	37:34

### 10km Men 50-54

2. Manu Sivaraj	36:32
16. Patrick O'Reilly	41:30

### 10km Men 55-59

12. Alija Kajan	41:35
-----------------	-------

### 10km Men 65-69

15. Paul Feain	57:16
----------------	-------

### Men 45-54 10k team

3<sup>rd</sup> Randwick Botany Harriers 1,11,17,46

### 10km Men U20

8. Daniel Hazan	35:04
-----------------	-------

### 10km Open Women

5. Lauren McKillop	35:27
13. Anna Fitzgerald	36:37
15. Rosie Webber	36:45
144. Larisa Williams	51:05

### 10km Women 35-39

1. Anna Fitzgerald	36:37
--------------------	-------

### 5km U16 Girls


11. Paris Tier	19:44
17. Kirstie Beatie	20:10

### 5km U16 Boys

17. Patrick Xia	17:53
18. Lachlan Stanfield	18:00
30. Brody Elbourne	20:03
34. Jackson Stanfield	21:09

### 5km U16 Boys team

3<sup>rd</sup> Randwick Botany Harriers 17,18,30,34



Matthew Hudson finished 2<sup>nd</sup> in Open race



## Cross Country Relays, Miranda, 27 May 2017

### Open Men A, 4 x 4km, 1st

Mark De Luca (12:48)  
Zach Facioni (12:47)  
Courtney Carter(12:30)  
Matthew Hudson (12:21)

### Open Men B, 4 x 4km, 5th

Jeff Hunt (12:58)  
Fraser Garland-Barnes (14:15)  
Sam Byrne (13:19)  
Martin Masford (13:09)

### Open Individual runners

Gerald McPherson (14:03)  
Michael Hazan (13:39)

### Boys U18, 4 x 3km, 38:08, 2nd

Ryan Beetson (9:06)  
Anthony Vlatko (9:21)  
Patrick Xia (9:49)  
Rhys Shariff (9:52)

### U18 Individual, 3km

Noah Krecklenberg (9:30)

### U20 Individual, 3km

William Keir (8:57)

### Masters 35+, 4 x 4km, 59:30, 3rd

Nic Cope (13:25)  
Gary Howard (14:35)  
Martin Considine (15:11)  
Jim Dawes (16:19)

### Masters 45+, 4 x 4km, 1:08:00, 6th

Manu Sivaraj (16:10)  
Patrick O'Reilly (17:25)  
Alija Kajan (16:46)  
Warren Williams (17:39)

### Open Women, 4 x 4km, 2nd

Lauren McKillop (14:31)  
Georgia Evans (15:10)  
Rosie Weber (15:22)  
Anna Fitzgerald (15:51)

### U18 Individual runner, 3k

Ellen Kriedeman (11:30)

### Girls U16, 4 x 3km, 44:55, 5th

Paris Teir (10:54)  
Amelia Stynes (11:51)  
Lily Finati (11:50)  
Eleanor Miller (10:20)

### Girls U14, 4 x 2km, 33:46, 7th

Grace Henry (8:24)  
Milly Boughton (8:30)  
Gabby Ibrahim (8:24)  
Sophie Ferenczi (8:28)

### Boys U14, 4 x 2km, 31:46, 6th

Maximo DiBlasio (7:51)  
Brodie Elbourne (8:04)  
Jackson Stanfield (8:26)  
Lachlan Stanfield (7:25)

### Boys U12, 4 x 2km, 32:22, 5th

Harun Rashid (7:56)  
Julian Wiley (8:17)  
Kade Zavetsanos (8:26)  
George Verco (7:43)

### 65+ Individual runner

Paul Feain (25:19)



Open Men team: Mark DeLuca, Courtney Carter, Matt Hudson and Zac Facioni



U16 Women: Paris Tier, Lily Finati (kneeling), Amelia Stynes and Eleanor Miller (standing)



### Long Course Cross Country, Nowra, 17 June 2017

#### U14 Female, 3k

3. Sophie Ferenczi 10:52

#### U16 Female, 4k

8. Eleanor Miller 15:31

#### U12 Male, 2k

3. George Verco 7:31  
10. Harun Rashid 8:00  
11. Julian Wylie 8:06

#### U14 Male, 4k

1. Bailey Habler 9:54  
19. Lachlan Stanfield 10:56  
34. Jackson Stanfield 12:35

#### U16 Male, 4k

25. Patrick Xia 14:54  
27. Rhys Shariff 14:57

#### U18 Male, 6k

3. Drew Fryer 19:51  
16. Charles McGrath 21:35

#### U20 Male, 8k

1. Zac Facioni 26:47  
7. Stefan Music 28:20  
14. William Keir 29:18

#### Open Male, 10k, 1<sup>st</sup> as team

3. Courtney Carter 33:06  
4. Jeffrey Hunt 34:11  
8. Sam Byrne 34:56  
10. Mark DeLuca 35:39

#### 45+ Male, 10k, 1<sup>st</sup> as team

1. Nic Cope 35:12  
5. Manu Sivaraj 40:04  
12. Jim Dawes 44:57  
14. Patrick O'Reilly 46:06



*3<sup>rd</sup> in Open Men race, Courtney Carter*





## NSW Road Relays, Ourimbah, 15 July 2017

### U16 Male A, 4 x 2k, 25:42, 1st

Alex Talbot	6:20
Rhys Shariff	6:42
Ben Revai	6:10
Bailey Habler	6:30

### U16 Male B, 4 x 2k, 29:52, 4th

Rory Wylie	6:46
Eleanor Miller	7:12
Julian Wylie	7:43
Amelia Stynes	8:11

### U18 Male, 4 x 4k, 53:09, 1st

Anthony Vlatko	13:12
Charles McGrath	13:01
Patrick Xia	14:08
Drew Fryer	12:48

### U20 Men, 4 x 4k, 50:37, 1st

Stefan Music	12:02
Ryan Beetson	13:04
Kurt Fryer	12:36
William Keir	12:55

### Open Men A, 4 x 4k, 47:55, 2nd

Harry Summers	11:48
Martin Mashford	12:26
Zac Facioni	11:44
Jeffrey Hunt	11:57

### Individual Men Open , 4k

Sam Byrne	12:09
Courtney Carter	12:38
Jeremy Roff	12:42

### 45+ Men, 4 x 4k, 1:01:32, 4th

Many Sivaraj	13:54
Patrick O'Reilly	16:08
Alija Kajan	16:15
James Dawes	15:15

### Open Women, 4 x 4k, 56:27, 2nd

Lily Harding-Delooze	14:05
Georgia Evans	14:17
Katelyn Simpson	13:37
Lauren McKillop	13:48



*Part of RBH contingent at Road Relays*



### NSW Short Course Cross Country, UpJohn Park, 2 July 2017

#### U11 Male 2k

4. George Verco 7:07

#### U11 Female 2k

10. Milly Boughton 8:05

#### U14 Female 3k

6. Sophie Ferenczi 11:23

#### U14 Male 3k

1. Bailey Habler 9:57

23. Lachlan Stanfield 11:08

32. Brody Elbourne 11:42

#### U16 Male 4k

4. Ben Revai 13:28

14. Patrick Xia 14:11

26. Rhys Shariff 14:48

#### U16 Female 4k

11. Paris Tier 15:33

17. Eleanor Miller 15:57

#### U18 Male 5k

3. Drew Fryer 16:22

15. Anthony Vlatko 17:36

#### U20 Male 5k

2. Zac Facioni 15:52

6. Stefan Music 16:26

11. William Keir 16:47

21. Ryan Beetson 17:52

#### Open Female 7.5k

3. Katelyn Simpson 28:40

#### Open Male 7.5k

6. Martin Mashford 24:58

8. Sam Byrne 25:09

39. James Dawes 31:05

50. Patrick O'Reilly 33:08



**Australian Cross Country Championships, Wollongong, 26 August 2017**

**U14 Female 3k**

18. Sophie Ferenczi 11:10

**U16 Female 4k**

19. Eleanor Miller 14:39

41. Paris Tier 15:33

**U20 Female 6k**

6. Lily Harding-Delooze 22:02

11. Georgia Evans 23:11

**Open Female 10k**

13. Lauren McKillop 37:43

15. Anna Fitzgerald 38:11

18. Katelyn Simpson 39:14

**U16 Male 4k**

25. Drew Fryer 13:28

**U18 Male 6k**

11. Drew Fryer 18:59

**U20 Male 8k**

3. Zachary Facioni 25:20

14. Stefan Music 26:23

24. William Keir 27:23

**U23 Male 10k**

7. Sam Byrne 32:34

**Open Male 10k**

24. Sean Bawes 33:28



*Zac Facioni coming 3rd in U20 category*



**Randwick Botany Harriers Track and Field Performance - Men  
2017/2018 Season**

<i>Event</i>	<i>Wind</i>	<i>Name</i>	<i>Age</i>	<i>Place</i>	<i>Date</i>	<i>Venue</i>
<b>60m</b>						
10.92	-2.7	Graham Ryan	75	3rd/75-79	3/03/2018	Blacktown
<b>100m</b>						
11.78	0.2	James Roff	31	6th/H3	11/11/2017	SOPAC
16.58	1.6	Graham Ryan	75	3rd/75-79	3/03/2018	SOPAC
<b>200m</b>						
22.87	1.9	James Roff	31	1st/H3	16/12/2017	SOPAC
23.50	-0.7	James Roff	31	7th/H2	11/11/2017	SOPAC
23.78	-2.1	James Roff	31	5th/H1	7/10/2017	ES Marks
24.51	-2.4	Gregory Alen	17	6th/H2	11/02/2018	SOPAC
24.56	0.0	Gregory Alen	16	1st/H4	7/10/2017	ES Marks
27.89	1.7	James Tirado	16	5th/U20PARA	11/02/2018	SOPAC
28.93	-1.9	James Tirado	16	5th/PARA	3/02/2018	SOPAC
35.63	-0.8	Graham Ryan	75	5th/50+	3/12/2017	SOPAC
36.78	1.3	Graham Ryan	75	3rd/75-79	3/03/2018	Blacktown



*Steve Solomon is class above all, 5 times Australian Champion*

<b>400m</b>						
45.19		Steven Solomon	24	1st	29/06/2017	San Francisco, USA
45.44i		Steven Solomon	25	1st/H9	23/02/2018	Clemson, USA
45.76		Steven Solomon	24	1st	13/05/2017	San Francisco, USA
46.13		Steven Solomon	24	1st/R2	5/05/2017	Palo Alto, USA
45.16i		Steven Solomon	25	1st/RB	22/02/2018	Clemson, USA
46.27		Steven Solomon	24	7th/H2	5/08/2017	London, GBR
46.46		Steven Solomon	24	1st	1/06/2017	San Mateo, USA
46.66		Steven Solomon	24	1st	1/04/2017	SOPAC
50.15		James Roff	31	4th/H2	16/12/2017	SOPAC
50.19		James Roff	31	7th/H1	7/10/2017	ES Marks



55.83	Gregory Alen	17	7th/H2	10/02/2018	SOPAC
55.99	Patrick Xia	15	1st/H6	18/11/2017	Blacktown
56.10	Sean Bowes	35	1st/H6	28/10/2017	Bankstown
57.26	Patrick Xia	15	3rd/H6	28/10/2017	Bankstown
61.46	James Tirado	16	2nd/U20PARA	10/02/2018	SOPAC
62.74	James Tirado	16	3rd/PARA	4/02/2018	SOPAC
63.24	Jack Davies	13	2nd/H5	7/10/2017	ES Marks
69.81	James Tirado	16	4th/H5	6/01/2017	SOPAC
92.55	Graham Ryan	75	2nd/75-79	3/03/2018	Blacktown



ANTHONY VLATKO

*Anthony Vlatko is junior 800m runner with huge potential*

800m					
1.50.02	Anthony Vlatko	17	1st	10/03/2018	SOPAC
1.50.72	Anthony Vlatko	17	1st	24/02/2018	Bankstown
1.51.37	Anthony Vlatko	16	4th	23/11/2017	Bankstown
1.51.49	Fraser Garland-Barns	20	5th	23/11/2017	Bankstown
1.53.21	Fraser Garland-Barns	20	6th	16/12/2017	SOPAC
1.53.30	Eddie Vining	27	6th	5/10/2017	Bankstown
1.53.49	Anthony Vlatko	16	7th	5/10/2017	Bankstown
1.53.59	Anthony Vlatko	17	3rd/H1	3/02/2018	SOPAC
1.53.81	Anthony Vlatko	17	1st/H1	10/02/2018	SOPAC
1.54.46	Fraser Garland-Barns	21	8th/H1	10/03/2018	SOPAC
1.54.56	Eddie Vining	27	2nd/H1	21/10/2017	SOPAC
1.54.69	Stefan Music	20	3rd/H2	10/03/2018	SOPAC
1.54.77	Fraser Garland-Barns	20	3rd/H1	21/10/2017	SOPAC
1.56.20	Fraser Garland-Barns	21	5th/H2	3/02/2018	SOPAC
1.57.08	Fraser Garland-Barns	20	2nd	2/12/2017	SOPAC
1.58.40	Charles McGrath	17	6th/H1	10/02/2018	SOPAC
1.59.18	Charles McGrath	17	6th/H3	3/02/2018	SOPAC
2.00.51	Flyn Gordon	17	1st/H3	10/03/2018	SOPAC
2.00.53	Stefan Music	20	5th	2/12/2017	SOPAC
2.01.81	Charles McGrath	17	2nd/U18	2/12/2017	SOPAC
2.02.13	Charles McGrath	17	8th/H2	10/03/2018	SOPAC





## 2017 –2018 Annual Report

<b>2.03.74</b>	Charles McGrath	17	9th/H1	24/02/2018	Bankstown
<b>2.04.05</b>	Flyn Gordon	17	5th/H2	24/02/2018	Bankstown
<b>2.04.36</b>	Alex Talbot	16	5th/H3	10/03/2018	SOPAC
<b>2.04.51</b>	Alex Talbot	15	1st/H3	16/12/2017	SOPAC
<b>2.05.64</b>	Flyn Gordon	17	4th/H2	10/02/2018	SOPAC
<b>2.05.68</b>	Rory Wiley	14	2nd/U15	10/02/2018	SOPAC
<b>2.05.96</b>	Bailey Habler	14	2nd/H4	10/03/2018	SOPAC
<b>2.06.01</b>	Patrick Xia	15	2nd/H3	16/12/2017	SOPAC
<b>2.06.07</b>	Patrick Xia	15	6th	9/12/2017	Campbelltown
<b>2.06.97</b>	Rory Wiley	14	7th/H3	10/03/2018	SOPAC
<b>2.07.40</b>	Patrick Xia	16	3rd/H3	24/02/2018	Bankstown
<b>2.07.64</b>	Patrick Xia	16	7th/H2	10/02/2018	SOPAC
<b>2.08.17</b>	Rory Wiley	14	4th/H3	24/02/2018	Bankstown
<b>2.08.49</b>	Alex Talbot	16	8th/H2	24/02/2018	Bankstown
<b>2.08.91</b>	Patrick Xia	16	9th/H3	10/03/2018	SOPAC
<b>2.09.15</b>	Bailey Habler	14	5th/H3	24/02/2018	Bankstown
<b>2.09.69</b>	Ben Revai	16	4th/H1	10/02/2018	SOPAC
<b>2.10.34</b>	Alex Talbot	16	9th/H2	10/02/2018	SOPAC
<b>2.10.38</b>	Flyn Gordon	17	6th/U18	2/12/2017	SOPAC
<b>2.12.00</b>	Kurt Kress	14	3rd/H4	24/02/2018	Bankstown
<b>2.12.54</b>	Rory Wiley	13	2nd/H7	21/10/2017	SOPAC
<b>2.12.97</b>	Kurt Kress	14	2nd/U14	2/12/2017	SOPAC
<b>2.13.28</b>	Rory Wiley	13	10th/H2	2/12/2017	SOPAC
<b>2.15.74</b>	Kurt Kress	14	7th/H4	10/03/2018	SOPAC
<b>2.19.62</b>	Kurt Kress	14	7th/U15	10/02/2018	SOPAC
<b>2.26.32</b>	James Tirado	16	3rd/PARA	3/02/2018	SOPAC
<b>2.27.72</b>	James Tirado	16	1st/U20PARA	11/02/2018	SOPAC
<b>2.28.07</b>	Brody Elbourne	13	3rd/H5	16/12/2017	SOPAC
<b>2.34.45</b>	Max Russell	12	7th/H4	16/12/2017	SOPAC
<b>2.34.75</b>	James Tirado	15	5th/H5	16/12/2017	SOPAC
<b>1500m</b>					
<b>3.39.14</b>	Morgan McDonald	22	1st	20/01/2018	Glendale
<b>3.41.17</b>	Edward Vining	27	13th/R2	18/05/2016	Los Angeles, USA
<b>3.42.17</b>	Adrian Plummer	27	5th	20/01/2018	Glendale
<b>3.42.67</b>	Edward Vining	27	5th/R3	11/06/2017	Portland, USA
<b>3.43.03</b>	Edward Vining	28	7th	20/01/2018	Glendale
<b>3.45.20</b>	Edward Vining	27	3rd	23/11/2017	Bankstown
<b>3.47.29</b>	Edward Vining	28	4th	4/02/2018	SOPAC
<b>3.47.40</b>	Adrian Plummer	26	1st	28/10/2017	Bankstown
<b>3.47.65</b>	Adrian Plummer	26	7th	23/11/2017	Bankstown
<b>3.48.84</b>	Edward Vining	27	2nd	28/10/2017	Bankstown
<b>3.48.86</b>	Edward Vining	27	4th	4/02/2017	SOPAC
<b>3.49.47</b>	Zac Facioni	18	3rd	28/10/2017	Bankstown
<b>3.49.57</b>	Edward Vining	28	6th/H1	16/02/2018	Gold Coast
<b>3.50.15</b>	Zac Facioni	19	7th	4/02/2018	SOPAC
<b>3.50.48</b>	Adrian Plummer	26	7th	14/12/2017	Melbourne



## 2017–2018 Annual Report

<b>3.50.54</b>	Adrian Plummer	26	9th/H3	16/02/2018	Gold Coast
<b>3.50.94</b>	Edward Vining	27	9th	14/12/2017	Melbourne
<b>3.53.30</b>	Edward Vining	28	2nd/H3	2/02/2018	SOPAC
<b>3.53.65</b>	Sam Byrne	21	1st/B	23/11/2017	Bankstown
<b>3.53.74</b>	Zac Facioni	19	3rd/H3	2/02/2018	SOPAC
<b>3.54.02</b>	Adrian Plummer	27	8th	4/02/2018	SOPAC
<b>3.54.55</b>	Stefan Music	20	8th/A	24/02/2018	Bankstown
<b>3.54.62</b>	Stefan Music	20	2nd/B	20/01/2018	Glendale
<b>3.54.93</b>	Zac Facioni	19	4th/U20	10/02/2018	SOPAC
<b>3.55.29</b>	Sam Byrne	22	9th	4/02/2018	SOPAC
<b>3.55.62</b>	Stefan Music	20	11th/H2	16/02/2018	Gold Coast
<b>3.55.73</b>	Sam Byrne	22	12th/H3	16/02/2018	Gold Coast
<b>3.57.29</b>	Stefan Music	19	5th/B	23/11/2017	Bankstown
<b>3.57.39</b>	Fraser Garland-Barnes	20	5th	28/10/2017	Bankstown
<b>3.57.67</b>	Sam Byrne	22	4th/H1	2/02/2018	SOPAC
<b>3.58.39</b>	Zac Facioni	18	13th	23/11/2017	Bankstown
<b>3.58.64</b>	Sam Byrne	21	6th	28/10/2017	Bankstown
<b>4.00.08</b>	Adrian Plummer	27	2nd/H2	2/02/2018	SOPAC
<b>4.02.33</b>	Flyn Gordon	17	2 <sup>nd</sup> /U18	11/02/2017	SOPAC
<b>4.02.42</b>	Charles McGrath	17	6th/H1	2/02/2018	SOPAC
<b>4.02.49</b>	Drew Fryer	16	13th/B	23/11/2017	Bankstown
<b>4.02.51</b>	Zac Facioni	19	14th/H1	16/02/2018	Gold Coast
<b>4.04.15</b>	Charles McGrath	16	14th/B	23/11/2017	Bankstown
<b>4.05.00</b>	Kurt Fryer	19	1st/U20	7/10/2017	ES Marks
<b>4.05.10</b>	Drew Fryer	16	4th/U18	11/02/2018	SOPAC
<b>4.05.11</b>	Charles McGrath	16	1st/U18	7/10/2017	ES Marks
<b>4.05.51</b>	Drew Fryer	16	2nd/U18	7/10/2017	ES Marks
<b>4.06.25</b>	Charles McGrath	17	2nd/B	24/02/2018	Bankstown
<b>4.08.60</b>	Jason Huntsman			23/11/2017	Bankstown
<b>4.09.68</b>	Sean Bowes	35	8th	28/10/2017	Bankstown
<b>4.15.27</b>	Bailey Habler	14	8th/B	24/02/2018	Bankstown
<b>4.17.51</b>	Flyn Gordon	17	2nd/C	24/02/2018	Bankstown
<b>4.17.86</b>	Rory Wyley	14	3rd/C	24/02/2018	Bankstown
<b>4.17.94</b>	Flyn Gordon	17	10th	16/12/2017	SOPAC
<b>4.19.12</b>	Alex Talbot	16	4th/C	24/02/2018	Bankstown
<b>4.22.83</b>	Bailey Habler	13	7th	23/11/2017	Bankstown
<b>4.23.89</b>	Flyn Gordon	17	3rd/U18	7/10/2017	ES Marks
<b>4.24.70</b>	Flyn Gordon	17	10 <sup>th</sup> /U18	11/02/2018	SOPAC
<b>4.26.09</b>	Rory Wyley	13	9th	23/11/2017	Bankstown
<b>4.26.34</b>	Rory Wyley	14	1st/U15	11/02/2018	SOPAC
<b>4.26.84</b>	Bailey Habler	14	2 <sup>nd</sup> /U15	11/02/2018	SOPAC
<b>4.27.76</b>	Rory Wyley	13	1st/U14	7/10/2017	ES Marks
<b>4.31.71</b>	Rhys Shariff	15	7th/U16	10/02/2018	SOPAC
<b>4.32.43</b>	Alex Talbot	16	9th/U17	11/02/2018	SOPAC
<b>4.34.18</b>	Kurt Kress	13	4th/H2	16/12/2017	SOPAC
<b>4.36.62</b>	James Constantine		11th	23/11/2017	Bankstown
<b>4.41.71</b>	Kurt Kress	13	6th	23/11/2017	Bankstown



## 2017–2018 Annual Report

<b>4.44.38</b>	Kurt Kress	14	9th/C	24/02/2018	Bankstown
<b>4.44.63</b>	Kurt Kress	13	4th/U14	7/10/2017	ES Marks
<b>4.50.55</b>	Max Russell	13	5th/U14	10/02/2018	SOPAC
<b>4.50.76</b>	Kurt Kress	14	9th/U15	11/02/2018	SOPAC
<b>4.56.12</b>	Daniel Hopper	13	9 <sup>th</sup> /U14	10/02/2018	SOPAC
<b>4.57.50</b>	Max Russell	12	2nd/H3	16/12/2017	SOPAC
<b>5.00.62</b>	Brody Elbourne	13	14th/H2	16/12/2017	SOPAC
<b>5.04.98</b>	Brody Elbourne	14	11th/U15	11/02/2018	SOPAC
<b>5.07.36</b>	Sam Davis	11	8th/U14	7/10/2017	ES Marks
<b>5.07.87</b>	Brody Elbourne	13	9th/U14	7/10/2017	ES Marks
<b>5.17.06</b>	James Tirado	16	3rd/PARA	3/02/2018	SOPAC
<b>5.20.27</b>	James Tirado	16	2nd/U20PARA	10/02/2018	SOPAC
<b>5.27.88</b>	Patrick O'Reilly	52	2nd/50+	3/12/2017	SOPAC
<b>5.45.92</b>	James Tirado	16	4th/H3	6/01/2017	SOPAC
<b>mile</b>					
<b>3.55.79</b>	Morgan McDonald	21	2nd	12/07/2017	Dublin, IRE
<b>3.57.52</b>	Morgan McDonald	21	1st	1/06/2017	St Louis, USA
<b>4.26.25</b>	Stefan Music	20	1st	13/01/2018	Wollongong
<b>6.04.0</b>	Patrick O'Reilly	52	7th	16/09/2017	Bowral
<b>3000m</b>					
<b>8.04.51</b>	Adrian Plummer	26	3rd	11/11/2017	SOPAC
<b>8.06.14</b>	Edward Vining	27	4th	11/11/2017	SOPAC
<b>8.09.23</b>	Zac Facioni	18	6th	11/11/2017	SOPAC
<b>8.16.47</b>	Matthew Hudson	32	10th	11/11/2017	SOPAC
<b>8.25.82</b>	Sam Byrne	21	6th/B	11/11/2017	SOPAC
<b>8.26.66</b>	Zac Facioni	18	6th	14/12/2017	Melbourne
<b>8.27.63</b>	Stefan Music	19	7th/B	11/11/2017	SOPAC
<b>8.32.62</b>	Sam Byrne	21	7th	5/10/2017	Bankstown
<b>8.35.53</b>	Mark De Luca	28	1st/C	11/11/2017	SOPAC
<b>8.38.81</b>	Sean Bowes	35	3rd/C	11/11/2017	SOPAC
<b>8.40.63</b>	Stefan Music	19	17th	14/12/2017	Melbourne
<b>8.54.26</b>	Kurt Fryer	19	2nd/H1	21/10/2017	SOPAC
<b>8.57.4</b>	Sean Bowes	35	2nd/H2	21/10/2017	SOPAC
<b>8.58.90</b>	Jason Huntsman	21	4th/D	11/11/2017	SOPAC
<b>9.02.46</b>	Charles McGrath	16	9th/D	11/11/2017	SOPAC
<b>9.08.36</b>	Drew Fryer	16	13th/D	11/11/2017	SOPAC
<b>9.19.24</b>	Bailey Habler	13	2nd/G	11/11/2017	SOPAC
<b>9.19.97</b>	Flyn Gordon	17	7th/H1	10/03/2018	SOPAC
<b>9.26.12</b>	Bailey Habler	14	1st/U15	9/02/2018	SOPAC
<b>9.34.16</b>	Alex Talbot	16	11th/H1	10/03/2018	SOPAC
<b>9.34.37</b>	Jeremy Roff		12th/H1	10/03/2018	SOPAC
<b>9.34.53</b>	Rory Wylie	13	10th/G	11/11/2017	SOPAC
<b>9.47.61</b>	Rhys Shariff	15	4th/U16	9/02/2018	SOPAC
<b>9.52.01</b>	Noah Krecklenberg	16	2nd	30/09/2017	SOPAC
<b>10.00.64</b>	Rhys Shariff	15	3rd/H2	10/03/2018	SOPAC



## 2017 –2018 Annual Report

<b>10.25.59</b>	Max Russell	13	2nd/U14	9/02/2018	SOPAC
<b>10.36.08</b>	Max Russell	13	5th/H2	10/03/2018	SOPAC
<b>10.36.16</b>	Brody Elbourne	14	10th/U15	9/02/2018	SOPAC
<b>10.45.41</b>	Max Russell	12	3rd/U14	2/12/2017	SOPAC
<b>10.51.34</b>	Max Russell	12	10th	9/12/2017	Cambelltown
<b>11.13.41</b>	Billy Zavetsanos	12	14th	9/12/2017	Cambelltown
<b>11.36.23</b>	Julian Wylie	10	9th/J	11/11/2017	SOPAC
<b>11.40.56</b>	Alija Kajan	58	10th/J	11/11/2017	SOPAC
<b>11.48.60</b>	Julian Wylie	11	11th/H2	10/03/2018	SOPAC
<b>12.14.30</b>	Kade Zavetsanos	10	16th	9/12/2017	Cambelltown



*Morgan McDonald competing at World Championships in London*

<b>5000m</b>					
<b>13.15.83</b>	Morgan McDonald	21	10th	22/07/2017	Heusden Zolder, BEL
<b>13.19.05</b>	Morgan McDonald	22	1st	15/02/2018	Gold Coast
<b>13.23.28</b>	Morgan McDonald	21	2nd	11/06/2017	Portland, USA
<b>13.30.73</b>	Morgan McDonald	21	7th/H1	10/08/2017	London, GBR
<b>14.06.06</b>	Matthew Hudson	33	7th	15/02/2018	Gold Coast
<b>14.14.43</b>	Morgan McDonald	21	1st	14/05/2017	University Park, USA
<b>14.17.88</b>	Matthew Hudson	32	4th/A	2/12/2017	SOPAC
<b>14.25.77</b>	Zac Facioni	19	7th	20/01/2018	Glendale
<b>14.39.52</b>	Sam Byrne	22	9th	20/01/2018	Glendale
<b>14.52.45</b>	Sam Byrne	21	12th/A	2/12/2017	SOPAC
<b>15.02.88</b>	Mark DeLuca	28	6th/B	2/12/2017	SOPAC
<b>15.26.87</b>	Kurt Fryer	19	8th/B	2/12/2017	SOPAC
<b>15.50.19</b>	Sean Bowes	36	13th	20/01/2018	Glendale
<b>15.52.91</b>	Sean Bowes	35	16th/A	2/12/2017	SOPAC
<b>15.54.20</b>	William Keir	18	4th/C	2/12/2017	SOPAC
<b>19.09.00</b>	Max Russell	13	5th	19/02/2018	Mingara
<b>19.56.07</b>	Peter Spehr	56	1st/55-59	4/03/2018	Blacktown
<b>20.17.98</b>	Alija Kajan	58	16th/E	2/12/2017	SOPAC
<b>10000m</b>					
<b>28.23.97</b>	Harry Summers	27	19th	25/11/2017	Tokyo, JPN
<b>29.16.45</b>	Matthew Hudson	32	10th	14/12/2017	Melbourne
<b>31.11.29</b>	Mark De Luca	28	14th	23/12/2017	Geelong



## 2017 –2018 Annual Report

<b>32.52.80</b>	Sean Bowes	36	3rd	13/01/2018	Newcastle
<b>34.30.31</b>	William Keir	19	7th	13/01/2018	Newcastle
<b>37.59.75</b>	James Dawes	47	14th	13/01/2018	Newcastle

### Half Marathon

<b>1.04.25</b>	Harry Summers	28	1st	5/11/2017	Carcoar
<b>1.06.19</b>	Jeffrey Hunt	35	14th	2/07/2017	Gold Coast
<b>1.28.58</b>	Peter Spehr	55	397th	2/07/2017	Gold Coast
<b>1.32.47</b>	Patrick O'Reilly	52	76th	3/09/2017	SOPAC

### Marathon

<b>2.30.12</b>	Mark De Luca	28	25th	2/07/2017	Gold Coast
----------------	--------------	----	------	-----------	------------

### 400m hurdles

<b>53.03</b>	James Roff	32	4th/H1	16/02/2018	Gold Coast
<b>53.07</b>	James Roff	32	5th	4/02/2018	SOPAC
<b>53.73</b>	James Roff	32	1st	24/02/2018	Bankstown
<b>53.80</b>	James Roff	32	2nd/H1	3/02/2018	SOPAC
<b>54.29</b>	James Roff	32	2nd	6/01/2017	SOPAC
<b>54.29</b>	James Roff	32	1st	10/03/2018	SOPAC
<b>54.89</b>	James Roff	32	1st/30-34	3/03/2018	Blacktown

### 4x800m

<b>8.31.11</b>	Flynn Gordon, Drew Fryer, Alex Talbot, Charles McGrath	U18	3rd	5/11/2017	SOPAC
<b>9.28.09</b>	Jack Davis, Kurt Kress, Lachlan Stanfield, Bailey Habler	U14	1st	5/11/2017	SOPAC
<b>10.34.87</b>	Max Russell, Brody Elbourne, Alexander Burke, Sam Davis	U14	9th	5/11/2017	SOPAC

### 4x1500m

<b>15.57.88</b>	Fraser Garland-Barnes, Stefan Music, Sam Byrne, Ed Vining	Open	1st	5/11/2017	SOPAC
<b>17.21.70</b>	Flynn Gordon, Charles McGrath, Rhys Shariff, Drew Fryer	U18	1st	4/11/2017	SOPAC
<b>19.20.96</b>	Lachlan Stanfield, Kurt Kress, Brody Elbourne, Bailey Habler	U14	1st	4/11/2017	SOPAC
<b>20.57.02</b>	Sam Davis, Jackson Stanfield, Alexander Burke, Max Russell	U14	7th	4/11/2017	SOPAC
<b>20.58.31</b>	Alija Kajan, Patrick O'Reilly, Manu Sivaraj, James Dawes	200+	3rd	4/11/2017	SOPAC

### Long Jump

<b>7.00</b>	-1.0	Lachlan Little	22	1st	16/12/2017	SOPAC
-------------	------	----------------	----	-----	------------	-------



## 2017 –2018 Annual Report

---

<b>6.98</b>	-1.0	Lachlan Little	22	2nd	25/11/2017	SOPAC
<b>3.02</b>	-1.4	Graham Ryan	75	3rd/75-79	4/03/2018	Blacktown
<b>2.68</b>	-1.4	Graham Ryan	75	6th/50+	3/12/2017	SOPAC

### High Jump

<b>1.96</b>		Nicholas Kollias	17	2 <sup>nd</sup> /U18	10/02/2018	SOPAC
-------------	--	------------------	----	----------------------	------------	-------

### Triple Jump

<b>6.85</b>	NWI	Graham Ryan	75	2nd/75-79	3/03/2018	Blacktown
-------------	-----	-------------	----	-----------	-----------	-----------

### Shot Put (6kg)

<b>14.13</b>		Michael Pratomo	17	1st	16/12/2017	SOPAC
--------------	--	-----------------	----	-----	------------	-------

### Shot Put (5kg)

<b>16.11</b>		Michael Pratomo	17	2nd	16/12/2017	SOPAC
--------------	--	-----------------	----	-----	------------	-------

### Shot Put (4kg)

<b>10.08</b>		Daniel Jennings		1st	4/06/2017	Graystanes
--------------	--	-----------------	--	-----	-----------	------------

### Discus (1.75kg)

<b>46.64</b>		Michael Pratomo	17	1st	16/12/2017	SOPAC
--------------	--	-----------------	----	-----	------------	-------

### Discus (1.5kg)

<b>51.66</b>		Michael Pratomo	17	1st	16/12/2017	SOPAC
--------------	--	-----------------	----	-----	------------	-------

### Discus (1kg)

<b>13.18</b>		Graham Ryan	75	8th/55+	3/12/2017	SOPAC
--------------	--	-------------	----	---------	-----------	-------

### Javelin (600g)

<b>12.21</b>		Graham Ryan	75	8th/50+	3/12/2017	SOPAC
--------------	--	-------------	----	---------	-----------	-------



**Randwick Botany Harriers Track and Field Performance - Women  
2017/2018 Season**

<i>Event</i>	<i>Wind</i>	<i>Name</i>	<i>Age</i>	<i>Place</i>	<i>Date</i>	<i>Venue</i>
<b>100m</b>						
12.54	0.2	Charlotte McGill	15	2nd/H3	28/10/2017	Bankstown
12.56	1.1	Charlotte McGill	15	5th/H2	25/11/2017	SOPAC
12.59	0.9	Charlotte McGill	16	4th/H2	24/02/2018	Bankstown
12.61	-0.2	Mia Economou	17	1st/H3	6/01/2017	SOPAC
12.66	3.0	Charlotte McGill	15	4th/H2	11/11/2017	SOPAC
12.90	-2.1	Mia Economou	16	2nd/H3	16/12/2017	SOPAC
12.90	-0.7	Mia Economou	17	5th/H1	10/02/2018	SOPAC
13.03	1.9	Mia Economou	16	3rd/H2	23/07/2017	Campbelltown
13.04	-1.9	Mia Economou	16	6th/U18	3/12/2017	SOPAC
13.91	-1.2	Siobhan Edwards	14	8th/H3	7/10/2017	ES Marks
14.58	-1.1	Brianna Edwards	14	6th/H6	7/10/2017	ES Marks
<i>wind assisted</i>						
12.57	2.4	Charlotte McGill	16	7th/H1	24/03/2018	Bankstown
<b>200m</b>						
26.31	-1.0	Mia Economou	17	3rd/H1	11/02/2018	SOPAC
26.61	-0.7	Mia Economou	17	6 <sup>th</sup> /U18	11/02/2018	SOPAC
<i>wind assisted</i>						
25.54	2.7	Mia Economou	17	1st/H4	6/01/2017	SOPAC
<b>400m</b>						
65.64		Sharna-Lea Chandler	18	7th/H2	10/02/2018	SOPAC
65.68		Sharna-Lea Chandler	18	3rd/H4	13/01/2018	Wollongong
66.18		Sharna-Lea Chandler	18	5th/H3	3/02/2018	SOPAC
66.63		Sharna-Lea Chandler	17	1st/H5	16/12/2017	SOPAC
<i>Lora Storey competing at World Championships in London</i>						
<b>800m</b>						
2.02.48		Lora Storey	28	3rd/R3	18/05/2017	Los Angeles, USA





## 2017 –2018 Annual Report

<b>2.03.27</b>	Selma Kajan	26	5th	29/06/2017	Barcelona, ESP
<b>2.04.85</b>	Lora Storey	28	4th/H2	5/05/2017	Palo Alto, USA
<b>2.04.89</b>	Selma Kajan	26	5th/R2	18/05/2017	Los Angeles, USA
<b>2.05.11</b>	Lora Storey	28	1st/H3	31/03/2017	SOPAC
<b>2.05.41</b>	Selma Kajan	26	3rd	17/06/2017	Lisboa, POR
<b>2.05.56</b>	Lora Storey	28	1st	1/04/2017	SOPAC
<b>2.05.66</b>	Lora Storey	28	1st	9/07/2017	Gold Coast
<b>2.06.86</b>	Abigail Regan	27	2nd	2/12/2017	SOPAC
<b>2.06.88</b>	Selma Kajan	26	6th	26/08/2017	Lappeenranta, FIN
<b>2.07.17</b>	Lora Storey	28	7th/H2	10/08/2017	London, GB
<b>2.07.76</b>	Selma Kajan	26	8th	18/07/2017	Cork, IRE
<b>2.08.54</b>	Abigail Regan	27	9th	12/07/2017	Joensuu, FIN
<b>2.09.75</b>	Selma Kajan	26	9th	14/06/2017	Huelva, ESP
<b>2.09.84</b>	Lily Harding-Delooze	19	7th/R2	16/06/2017	Portland, USA
<b>2.11.06</b>	Amy Harding-Delooze	20	7th/H3	16/02/2018	Gold Coast
<b>2.11.14</b>	Lily Harding-Delooze	19	1st	11/11/2017	SOPAC
<b>2.11.23</b>	Lily Harding-Delooze	19	5th/R5	11/06/2017	Portland, USA
<b>2.15.91</b>	Davina Smith	27	6th/H1	10/03/2018	SOPAC
<b>2.17.25</b>	Lily Harding-Delooze	20	7th/H1	2/02/2018	SOPAC
<b>2.17.28</b>	Lily Harding-Delooze	19	8th	2/12/2017	SOPAC
<b>2.17.54</b>	Lily Harding-Delooze	19	2nd	5/10/2017	Bankstown
<b>2.18.01</b>	Davina Smith	27	4th/H1	24/02/2018	Bankstown
<b>2.21.19</b>	Davina Smith	27	7th/H2	2/02/2018	SOPAC
<b>2.23.36</b>	Eleanor Miller		6th/H2	10/03/2018	SOPAC
<b>2.26.67</b>	Sharna Lee-Chandler	18	1st/H3	10/03/2018	SOPAC
<b>2.28.75</b>	Emily Hsu	19	2nd/H3	10/03/2018	SOPAC
<b>2.31.96</b>	Emily Hsu	19	1st/H3	24/02/2018	Bankstown
<b>2.33.94</b>	Emily Hsu	18	3rd/H2	25/11/2017	SOPAC
<b>2.33.20</b>	Emily Hsu	18	8th/U20	10/02/2018	SOPAC
<b>2.35.04</b>	Emily Hsu	18	2nd/U20	2/12/2017	SOPAC
<b>2.35.67</b>	Sharna Lee-Chandler	18	9th/U20	10/02/2018	SOPAC
<b>2.35.84</b>	Sharna Lee-Chandler	18	2nd/H3	24/02/2018	Bankstown
<b>1000m</b>					
<b>3.03.70</b>	Davina Smith	27	4th	20/01/2018	Glendale
<b>1500m</b>					
<b>4.13.92</b>	Abigail Regan	28	2nd	20/01/2018	Glendale
<b>4.14.65</b>	Abigail Regan	28	3rd/H2	15/02/2018	Gold Coast
<b>4.15.00</b>	Abigail Regan	28	10th	17/02/2018	Gold Coast
<b>4.16.18</b>	Abigail Regan	27	6th	16/07/2017	Lapinlahti, FIN
<b>4.17.70</b>	Selma Kajan	26	11th	12/07/2017	Dublin, IRE
<b>4.19.14</b>	Amy Harding-Delooze	20	8th/H2	15/02/2018	Gold Coast
<b>4.19.36</b>	Abigail Regan	27	4th	14/12/2017	Melbourne
<b>4.21.92</b>	Abigail Regan	27	1st	23/11/2017	Bankstown
<b>4.24.07</b>	Amy Harding-Delooze	19	8th	14/12/2017	Melbourne
<b>4.24.51</b>	Abigail Regan	27	4th	26/07/2017	Watford, GB





## 2017 –2018 Annual Report

<b>4.25.74</b>	Amy Harding-Delooze	20	6th	4/02/2018	SOPAC
<b>4.27.07</b>	Amy Harding-Delooze	19	8th/R2	16/06/2017	Portland, USA
<b>4.27.22</b>	Lily Harding-Delooze	19	8th	23/11/2017	Bankstown
<b>4.28.62</b>	Amy Harding-Delooze	20	3rd/H1	3/02/2018	SOPAC
<b>4.29.63</b>	Amy Harding-Delooze	20	8th	20/01/2018	Glendale
<b>4.31.36</b>	Amy Harding-Delooze	19	9th	23/11/2017	Bankstown
<b>4.31.36</b>	Lily Harding-Delooze	19	13th	14/12/2017	Melbourne
<b>4.32.93</b>	Lily Harding-Delooze	19	2nd	28/10/2017	Bankstown
<b>4.35.43</b>	Amy Harding-Delooze	19	14th/R3	11/06/2017	Portland, USA
<b>4.47.63</b>	Davina Smith	27	1st	24/03/2018	Bankstown
<b>4.49.19</b>	Eleanor Miller	14	3rd	3/12/2017	SOPAC
<b>5.39.72</b>	Milly Boughton	12	7th/H2	6/01/2017	SOPAC



*Abigail Regan at National Championships 2018*

### 3000m

<b>9.12.70</b>	Abigail Regan	27	3rd	11/11/2017	SOPAC
<b>9.27.04</b>	Lauren McKillop	27	10th	11/11/2017	SOPAC
<b>9.33.11</b>	Amy Harding-Delooze	19	15th	11/11/2017	SOPAC
<b>9.51.54</b>	Georgia Evans	18	4th	5/10/2017	Bankstown
<b>10.08.48</b>	Georgia Evans	19	9th	2/02/2018	SOPAC
<b>10.19.04</b>	Anna Fitzgerald	40	11th/B	11/11/2017	SOPAC
<b>10.38.68</b>	Paris Tier	14	2nd/U16	2/12/2017	SOPAC
<b>10.44.89</b>	Paris Tier	14	11th/C	11/11/2017	SOPAC
<b>10.51.47</b>	Kirsty Beattie	16	4th/U17	9/02/2018	SOPAC
<b>10.53.44</b>	Sophie Frerenci	13	2nd/U14	2/12/2017	SOPAC
<b>10.58.23</b>	Anna Fitzgerald	40	6th	5/10/2017	Bankstown
<b>11.01.03</b>	Sophie Frerenci	14	8th/U15	9/02/2018	SOPAC

### 5000m

<b>16.25.31</b>	Kate Spencer	22	15th	11/06/2017	Portland, USA
<b>16.36.28</b>	Kate Spencer	22	18th	18/05/2017	Los Angeles, USA
<b>16.51.55</b>	Lauren McKillop	27	4th	2/12/2017	SOPAC
<b>17.11.36</b>	Lauren McKillop	28	10th	20/01/2018	Glendale
<b>17.27.23</b>	Samantha King	19	6th	2/12/2017	SOPAC
<b>17.32.72</b>	Anna Fitzgerald	40	7th	2/12/2017	SOPAC
<b>18.16.84</b>	Anna Fitzgerald	40	1st	16/12/2017	SOPAC



## 2017–2018 Annual Report

<b>18.25.31</b>		Anna Fitzgerald	40	1st	3/03/2018	Blacktown
<b>10000m</b>						
<b>36.58.13</b>		Anna Fitzgerald	41	2nd	13/01/2018	Newcastle
<b>Half Marathon</b>						
<b>1.42.27</b>		Anna Fitzgerald	40	279th	2/07/2017	Gold Coast
<b>Marathon</b>						
<b>100m hurdles (76.2)</b>						
<b>14.55</b>	1.4	Mia Economou	17	3rd	24/02/2018	Bankstown
<b>14.83</b>	0.2	Mia Economou	17	1st/H1	10/02/2018	SOPAC
<b>15.32</b>	0.9	Mia Economou	16	3rd/U18	3/12/2017	SOPAC
<b>15.43</b>	-3.5	Mia Economou	16	1st	16/12/2017	SOPAC
<b>16.12</b>	-0.7	Mia Economou	16	3rd	23/07/2017	Campbelltown
<b>400m hurdles (76.2)</b>						
<b>69.68</b>		Mia Economou	16	3rd	30/09/2017	SOPAC
<b>72.19</b>		Mia Economou	16	3rd/U18	2/12/2017	SOPAC
<b>2000m steopl (76.2cm)</b>						
<b>7.45.24</b>		Paris Tier	14	2nd/U16	3/12/2017	SOPAC
<b>1500m walk</b>						
<b>8.19.62</b>		Milly Boughton	11	2nd/U14	3/12/2017	SOPAC
<b>2000m walk</b>						
<b>10.13.15</b>		Milly Boughton	12	1st	24/02/2018	Bankstown
<b>10.42.0</b>		Olivia Thomson	13	4th	18/06/2017	Penrith Lakes
<b>10.51.62</b>		Hannah Parker	16	4th	24/02/2018	Bankstown
<b>11.42.0</b>		Milly Boughton	12	1st	23/07/2017	Chipping Norton
<b>3000m walk</b>						
<b>16.12.61</b>		Milly Boughton	11	4th	16/12/2017	SOPAC
<b>16.44.29</b>		Milly Boughton	12	3 <sup>rd</sup> /U14	10/02/2018	SOPAC
<b>17.14.0</b>		Olivia Thomson	13	4th	21/05/2017	Chipping Norton
<b>17.15.30</b>		Milly Boughton	11	2nd/U14	3/12/2017	SOPAC
<b>17.02.0</b>		Hannah Parker	15	1st	18/06/2017	Penrith Lakes
<b>17.31.34</b>		Hannah Parker	15	3rd	7/10/2017	ES Marks
<b>18.03.17</b>		Hannah Parker	15	5th/U16	3/12/2017	SOPAC
<b>18.53.90</b>		Hannah Parker	15	8th	25/11/2017	SOPAC
<b>5000m walk</b>						
<b>30.48.58</b>		Hannah Parker	16	4 <sup>th</sup> /U17	10/02/2018	SOPAC
<b>32.01.77</b>		Hannah Parker	15	2nd	16/12/2017	SOPAC



**Long Jump**

<b>5.80</b>	1.2	Charlotte McGill	16	1st	11/02/2018	SOPAC
<b>5.72</b>	-0.3	Charlotte McGill	15	2nd	16/12/2017	SOPAC
<b>5.67</b>	-1.0	Charlotte McGill	16	5th	17/03/2018	SOPAC
<b>5.64</b>	0.1	Charlotte McGill	16	5th	3/02/2018	SOPAC
<b>5.54</b>	1.7	Charlotte McGill	16	3rd	24/02/2018	Bankstown
<b>5.42</b>	0.0	Charlotte McGill	15	7th	25/11/2017	SOPAC
<b>5.40</b>	1.3	Charlotte McGill	16	2nd	24/03/2018	Bankstown
<b>5.06</b>	-1.7	Charlotte McGill	15	2nd	11/11/2017	SOPAC

**Triple Jump**

<b>12.20</b>	0.1	Charlotte McGill	16	6th	28/01/2018	Canberra
<b>11.55</b>	1.2	Charlotte McGill	16	1st	10/02/2018	SOPAC

**wind assisted**

<b>12.54</b>	2.1	Charlotte McGill	16	1st	16/03/2018	SOPAC
--------------	-----	------------------	----	-----	------------	-------

**4 x1500m**

<b>21.48.77</b>	Eleanor Miller, Millie Boughton, Zara Trantalis, Bronte Burke	U16	4th	4/11/2017	SOPAC
-----------------	---	-----	-----	-----------	-------

Club records as at 31 March 2018

**Male Records**

<b>100 m</b>			
<b>Senior</b>	David Dworjanyn	10.47	1989
<b>U20</b>	Peter Gandy	10.3 h	1979
<b>U18</b>	Peter Gandy	10.3 h	1979
<b>U16</b>	Peter Gandy	11.0 h	1977
<b>200 m</b>			
<b>Senior</b>	Peter Gandy	20.66	1981
<b>U20</b>	David Dworjanyn	21.4 h	1987
<b>U18</b>	Stuart Miller, Brad Rees	21.5 h	1979, 1979
<b>U16</b>	Peter Singleton	22.6 h	1972
<b>400 m</b>			
<b>Senior</b>	Darren Clark	44.38	1988
<b>U20</b>	Darren Clark	44.75	1984
<b>U18</b>	Steven Solomon	46.44	2010
<b>U16</b>	Peter Gandy	50.5 h	1977
<b>800 m</b>			
<b>Senior</b>	Paul Gilbert	1:45.6	1984
<b>U20</b>	Anthony Vlatko	1:50.02	2018
<b>U18</b>	Anthony Vlatko	1:50.02	2018



<b>U16</b>	Anthony Vlatko	1:57.37	2017
<b>500 m</b>			
<b>Senior</b>	Jeremy Roff	3:34.4	2009
<b>U20</b>	Jack Stapleton	3:44.0	2014
<b>U18</b>	Morgan McDonald	3:50.7	2013
<b>U16</b>	Joshua Johnson	4:02.3	2007
<b>mile</b>			
<b>Senior</b>	Jeremy Roff	3:55.0	2009
<b>U20</b>	Jack Stapleton	4:01.3	2014
<b>3000 m</b>			
<b>Senior</b>	Youcef Abdi	7:54.3	2003
<b>U20</b>	Jack Stapleton	8:08.9	2014
<b>U18</b>	Jack Stapleton	8.11.49	2012
<b>U16</b>	Joshua Johnson	8.41.00	2007
<b>5000 m</b>			
<b>Senior</b>	Morgan McDonald	13.15.83	2017
<b>U20</b>	Morgan McDonald	14.07.11	2014
<b>10000 m</b>			
<b>Senior</b>	Harry Summers	28:13.2	2012
<b>U20</b>	Greg Dunford	30:01.2	1976
<b>Half Marathon</b>			
<b>Senior</b>	Jeffrey Hunt	62:44:00	2009
<b>Marathon</b>			
<b>Senior</b>	Jeffrey Hunt	2:11:00	2010
<b>110m Hurdles</b>			
<b>Senior</b>	Warren Parr	13.88	1976
<b>U20</b>	Ken Elphick	14.3h	1969
<b>U18</b>	S. McIntyre	14.53	1988
<b>U16 (100 m)</b>	Ben Kirkby	13.43	1999
<b>400m Hurdles</b>			
<b>Senior</b>	Gary Knoke	49.3 h	1972
<b>U20</b>	Glenn McLaughlin	51.69	1981
<b>U18 (84 cm)</b>	Steven Solomon	53.7	2009
<b>U16 (200 m)</b>	Clinton Sills	26.14	2005
<b>3000m Steeple</b>			
<b>Senior</b>	Youcef Abdi	8:22.0	2006
<b>U20 (2000m, 91 cm)</b>	Greg Dunford	5:38.6	1977
<b>U18 (2000m, 91 cm)</b>	Nathan Derriman	6:09.7	2011
<b>U16 (2000m, 76 cm)</b>	Nathan Derriman	6:18.2	2009
<b>Long Jump</b>			
<b>Senior</b>	Murray Tolbert	7.91 m	1972
<b>U20</b>	Lachlan Little	7.59 m	2014
<b>U18</b>	Lachlan Little	7.08 m	2012
<b>U16</b>	Lachlan Little	6.67 m	2010
<b>Triple Jump</b>			
<b>Senior</b>	Mick McGrath	16.56 m	1975
<b>U20</b>	Stuart Parr	14.54 m	1976



<b>U18</b>	Lachlan Little	14.06 m	2010
<b>U16</b>	Lachlan Little	14.06 m	2010
<b>High Jump</b>			
<b>Senior</b>	Larry Sayers	2.15 m	1976
<b>U20</b>	Larry Sayers	2.15 m	1976
<b>U18</b>	Larry Sayers	2.05 m	1974
<b>U16</b>	C. Hardy	1.95 m	1989
<b>Pole Vault</b>			
<b>Senior</b>	Frank Chapman	4.05 m	1981
<b>U20</b>	Frank Chapman	4.00 m	1974
<b>Shot Put</b>			
<b>Senior</b>	Warwick Selvey	17.35 m	1962
<b>U20</b>	Greg Farmer	14.70 m	1974
<b>U18</b>			
<b>U16</b>	R. Salem	16.98 m	1992
<b>Discus</b>			
<b>Senior</b>	Wayne Martin	65.06 m	1979
<b>U20</b>	Evan Jennis	51.50 m	2011
<b>U18</b>	Evan Jennis	53.18 m	2010
<b>U16</b>	Greg Farmer	49.04 m	1970
<b>Hammer</b>			
<b>Senior</b>	Peter Farmer	75.90 m	1979
<b>U20</b>	Peter Farmer	65.96 m	1971
<b>U18</b>	Peter Farmer	55.16 m	1969
<b>Javelin</b>			
<b>Senior</b>	A. Tzannes	60.36 m	1991
<b>U20</b>	A. Tzannes	60.36 m	1991
<b>U18 (700 g)</b>	A. Tzannes	54.44 m	1990
<b>U16 (700 g)</b>	Ben Kirkby	53.3	1999
<b>3000m Walk</b>			
<b>Senior</b>	D. Cox	12:50.4	1975
<b>5000m Walk</b>			
<b>Senior</b>	B. Richardson	22:58.0	1991
<b>10k Walk</b>			
<b>Senior</b>	Ron Crawford	47:19.8	1957
<b>20k Walk</b>			
<b>Senior</b>	Ron Crawford	1:34:08	1964
<b>50k Walk</b>			
<b>Senior</b>	Ron Crawford	4:24:20	1964
<b>Decathlon</b>			
<b>Senior</b>	Geoff Jones	7165 pts.	1984
<b>Female Records</b>			
<b>100 m</b>			
<b>Senior</b>	Michelle Dalrymple	11.94	2001
<b>U20</b>	Molly Blakey	12.05	2013



<b>U18</b>	Molly Blakey	12.05	2013
<b>U16</b>	Molly Blakey	12.13	2012
<b>200 m</b>			
<b>Senior</b>	Michelle Dalrymple	24.02	2002
<b>U20</b>	Molly Blakey	24.12	2013
<b>U18</b>	Molly Blakey	24.12	2013
<b>U16</b>	Molly Blakey	24.45	2012
<b>400 m</b>			
<b>Senior</b>	Kaylene Coster	52.94	1984
<b>U20</b>	Rebecca Irwin	53.83	2002
<b>U18</b>	Molly Blakey	53.88	2014
<b>U16</b>	Molly Blakey	54.94	2012
<b>800 m</b>			
<b>Senior</b>	Kaylene Coster	2:00.59	1984
<b>U20</b>	Selma Kajan	2:05.19	2009
<b>U18</b>	Amy Harding-Delooze	2:06.84	2015
<b>U16</b>	Selma Kajan	2:09.75	2005
<b>1500 m</b>			
<b>Senior</b>	Katelyn Simpson	4:11.82	2016
<b>U20</b>	Amy Harding-Delooze	4:16.18	2016
<b>U18</b>	Amy Harding-Delooze	4:18.02	2015
<b>U16</b>	Claire Doyle	4:27.52	2006
<b>mile</b>			
<b>Senior</b>	Elizabeth Rose (Miller)	4:49.6	1989
<b>U20</b>			
<b>3000 m</b>			
<b>Senior</b>	Emily Bricachek	9:06.4	2006
<b>U20</b>	Emily Bricachek	9:06.4	2006
<b>U18</b>	Emily Bricachek	9:06.4	2006
<b>U16</b>	Claire Doyle	9:48.3	2006
<b>5000 m</b>			
<b>Senior</b>	Kate Spencer	15:28.47	2016
<b>U20</b>	Lauren McKillop	16:55.7	2009
<b>10000 m</b>			
<b>Senior</b>	Rebecca Lowe	32:24.7	2009
<b>U20</b>			
<b>Half Marathon</b>			
<b>Senior</b>	Victoria Mitchell	1:16:07	2015
<b>Marathon</b>			
<b>Senior</b>	Janelle Burgmann	2:43:46	2002
<b>100m Hurdles</b>			
<b>Senior</b>	Tara Holt	13.91	2010
<b>U20</b>	Bianca Debartolo, Tara Holt	14.24	2003, 2006
<b>U18 (76 cm)</b>	Tara Holt	13.56	2005
<b>U16 (90 m)</b>	Tara Holt	12.78	2003

**400m Hurdles**



<b>Senior</b>	Lora Storey	57.44	2016
<b>U20</b>	E. Aisbett	62.26	1991
<b>U18</b>	E. Aisbett	62.26	1991
<b>U16 (200 m)</b>	Tara Holt	29.74	2003
<b>2000m Steeple</b>			
<b>U20 (76 cm)</b>	Alexis McKillop	6:53.1	2006
<b>U18 (76 cm)</b>	Alexis McKillop	6:53.1	2006
<b>U16 (76 cm)</b>	Ellen Kriedemann	7:33.8	2014
<b>3000m Steeple</b>			
<b>Senior</b>	Victoria Mitchell	9:36.52	2015
<b>U20</b>	Rebecca Lowe	10:48.2	2006
<b>U18</b>	Alexis McKillop	11:29.6	2006
<b>Long Jump</b>			
<b>Senior</b>	Cathy Jeon	6.01 m	1988
<b>U20</b>	Cathy Jeon	6.01 m	1988
<b>U18</b>	Cathy Jeon	6.01 m	1988
<b>U16</b>	Charlotte McGill	5.95 m	2017
<b>Triple Jump</b>			
<b>Senior</b>	Charlotte McGill	12.22 m	2017
<b>U20</b>	K. Wilson	12.22 m	2017
<b>U18</b>	K. Wilson	12.22 m	2017
<b>U16</b>	Bianca Debartolo	12.22 m	2017
<b>High Jump</b>			
<b>Senior</b>	J. Sweetnam	1.78 m	1978, 79, 80, 81
<b>U20</b>	L. Rutter	1.75 m	1983
<b>U18</b>	L. Rutter	1.75 m	1983
<b>U16</b>	Annabelle Parmegiani	1.69 m	2012
<b>Pole Vault</b>			
<b>Senior</b>	Matilda Measday	3.15 m	2013
<b>U20</b>	Matilda Measday	3.15 m	2013
<b>U18</b>	Matilda Measday	3.15 m	2013
<b>U16</b>	Matilda Measday	2.80 m	2012
<b>Shot Put</b>			
<b>Senior</b>	Bianca Debartolo	17.35 m	1962
<b>U20</b>	Bianca Debartolo	14.70 m	1974
<b>U18</b>	Bianca Debartolo		
<b>U16</b>	Rhiannon Rae	16.98 m	1992
<b>Discus</b>			
<b>Senior</b>	Rhiannon Rae	42.39 m	1998
<b>U20</b>	Rhiannon Rae	42.39 m	1998
<b>U18</b>	Rhiannon Rae	42.39 m	1998
<b>U16</b>	Rhiannon Rae	42.39 m	1998
<b>Javelin</b>			
<b>Senior</b>	Bianca Debartolo	38.59 m	2002
<b>U20</b>	Bianca Debartolo	38.59 m	2002
<b>U18 (700 g)</b>	Bianca Debartolo	38.59 m	2002
<b>U16 (700 g)</b>	Bianca Debartolo	38.47 m	2000



<b>3000m Walk</b>			
<b>Senior</b>	Jane Saville	12:27.7	1993
<b>U20</b>	Jane Saville	12:27.7	1993
<b>U18</b>	Natalie Saville	12:36.2	1995
<b>U16</b>			
<b>5000m Walk</b>			
<b>Senior</b>	Jane Saville	21:32.3	1997
<b>U20</b>	Natalie Saville	21:44.6	1996
<b>U18</b>	Natalie Saville	22:11.3	1995
<b>U16</b>			
<b>10k Walk</b>			
<b>Senior</b>	Jane Saville	41:15:00	1999
<b>U20</b>			
<b>20k Walk</b>			
<b>Senior</b>	Jane Saville	1:27:44	2004
<b>U20</b>			
<b>Heptathlon</b>			
<b>Senior</b>	Cathy Jeon	5258 pts.	1987
<b>U20</b>	Cathy Jeon	5258 pts.	1987
<b>U18</b>	Cathy Jeon	5258 pts.	1987
<b>U16</b>	Bianca Debartolo	4664 pts.	2000

## Our Sponsors

